

Delivering
affordable
digital imaging excellence

DR 501 – Cost-effective Digital Radiography



Digital imaging

Economical, ceiling-suspended X-ray system that meets the high quality standards you need. A solution that offers you excellent image quality and an efficient workflow. This, and so much more, can be achieved with the DR 501 DR system from Agfa.

Digital Radiography made affordable

Developed to meet the needs of today's healthcare providers, the DR 501 enables price-sensitive customers to join the drive to go digital. This versatile, ceiling-suspended radiography system enables you to go from film or Computed Radiography (CR) to Digital Radiography (DR).

Versatile and comprehensive functions


Highly versatile, the DR 501 is equipped to handle a wide range of X-ray exams, from general radiography to emergencies and paediatrics.

High-quality system from a reputable brand

The powerful, European-quality generator enables you to make images of heavier patients with shorter exposure times, for even sharper images.

Excellent image quality with MUSICA and the DX-D 40G detector

The DX-D 40G digital detector comes with our automatic, intelligent, body part-independent MUSICA image processing software, specially adapted and tuned to enhance the DR image quality. MUSICA analyzes image data for bones and soft tissue separately, showing greater detail and allowing you to extract diagnostic information quickly, without any time-consuming manual image adjustment.



High definition with

MUSICA

intelligent image processing

MUSICA image processing tuned for DR image quality

At the heart of the DR 501, lies Agfa's gold-standard imaging software, MUSICA - the latest intelligent and automated digital radiography image processing for consistently reliable, high-quality image visualization. Exam independent, MUSICA automatically analyzes the characteristics of each image and optimizes processing parameters - independent of user input and dose deviations. The result is minimal re- or post-processing required.

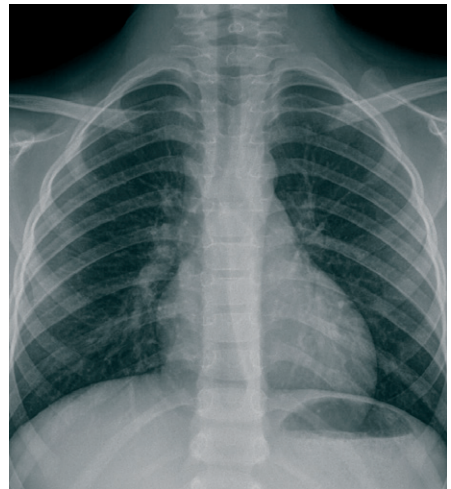
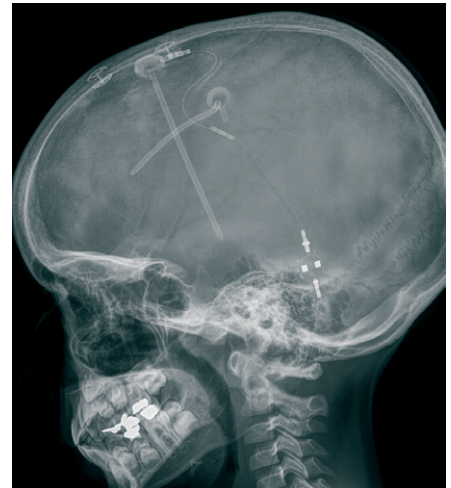
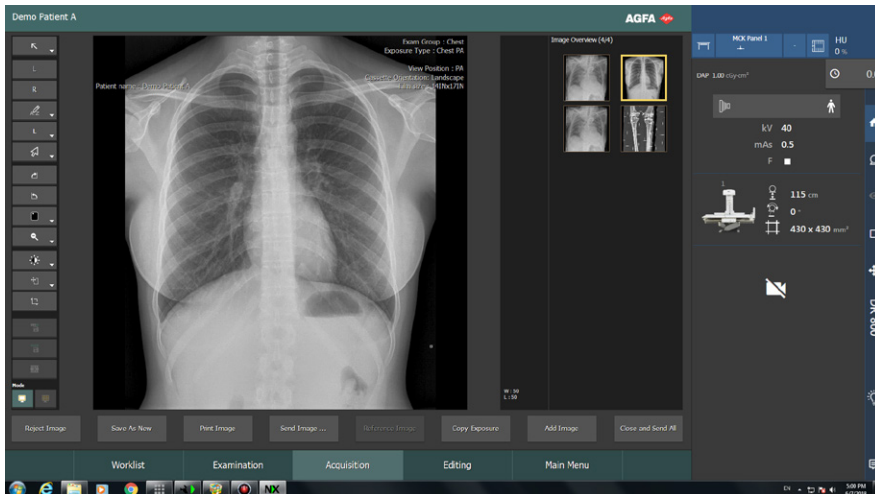
Excellent workflow, connectivity and integration capabilities

The DR 501 harnesses the power of MUSICA and the NX workflow to provide immediate previews that reduce the time between exposures, and thus deliver a higher rate of throughput. This results in a lower cost per exam and allows patients to be released more quickly.

MUSICA - the benefits

- Gold-standard imaging software
- Intelligent and automated DR image processing
- Consistently reliable, high-quality image visualization
- Exam independent
- Minimal re- or post-processing





For more information on Agfa, please visit our website on www.agfa.com ■

Agfa and the Agfa rhombus are trademarks of Agfa-Gevaert NV, Belgium, or its affiliates. MUSICA is a trademark of Agfa-Gevaert NV, Belgium, or its affiliates. All rights reserved. All information contained herein is intended for guidance purposes only, and characteristics of the products and services described in this publication can be changed at any time without notice. Products and services may not be available for your local area. Please contact your local sales representative for availability information. Agfa-Gevaert NV diligently strives to provide as accurate information as possible, but shall not be responsible for any typographical error.

Agfa's DR Services may differ from one country to another. Contact your local service representative for your country's details.

© 2019 Agfa NV

All rights reserved

Published by Agfa NV

Septestraat 27 - 2640 Mortsel
Belgium

GB 00201911

