

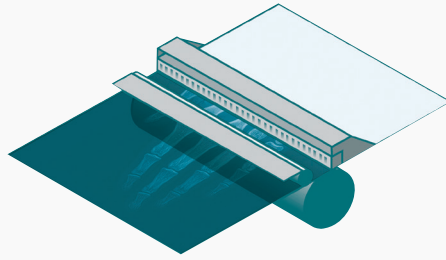



AGFA
RADIOLOGY
SOLUTIONS

DRYSTAR 5503

Combining image quality and flexibility
in the DRYSTAR 5503 is not an option

AGFA 



AGFA
RADIO
SOLUTIC



In the DRYSTAR 5503 it's built right in

Have it all-in-one

Whatever your application - from CT/MR and CR/DR, all the way to digital angiography, PET, ultrasound or digital subtraction fluoroscopy - DRYSTAR 5503 has got you covered. And you won't have to sacrifice other advantages: DRYSTAR 5503 gives you the high-throughput, multi-format architecture and high quality DDI images you need from your centralized hardcopy imager.

Why sacrifice quality for flexibility or speed for ease-of-use? The three multi-format trays offer one great answer for versatility, convenience and efficiency. Any type of media, any size of media - any tray! Each tray is continuously available, and the sorter keeps everything organized. Every input tray can use five different media formats, ranging from 8 x 10 inch to 14 x 17 inch, for remarkable versatility. No more hardcopy traffic jams, no more bottlenecks - just a smooth, efficient workflow, for all your modalities.

It's all-in-one: fulfilling all your requirements from just one imager.

Mammography quality - automatically

You want to know how good DRYSTAR 5503 is? With its 508 ppi resolution and A#Sharp technology, DRYSTAR 5503 produces images so good, you can use them for digital mammography. And with the DRYSTAR 5503 Mammo option, use our dedicated Agfa dry Mammo film for high image quality, meeting all mammography standards. A built-in, automatic quality assurance tool helps you with your quality checks. The DRYSTAR 5503 can print up to 120 8 x 10 inch Mammo sheets per hour, fitting easily into an environment with several modalities. 10 x 12 inch media and 11 x 14 inch media sizes are also available for mammography. How can you refuse an option like this?

Simple and straightforward

Simplicity has its own beauty. With Direct Digital Imaging technology, there are no complex or expensive moving optical parts. It's fast, clean, environmentally-friendly and reduces wear and tear on your equipment. Best of all, it is one of the best ways of translating the high-resolution capability of 508 ppi at a spot size of 50 µm to a final image.

508 ppi corresponds in a one-to-one ratio with the highest resolution digitizers, which have a scan resolution of 50 µm. As the imager resolution is equal to the digitizer's scan resolution, no image interpolation is necessary. Thus, no image artifacts are introduced in the image. It's the most efficient resolution possible.

Agfa's DDI has been enhanced to include A#Sharp technology, for even sharper image quality. Equipped with this powerful combination, the DRYSTAR 5503 performs well beyond current industry standards, providing every pixel in the image is fully software-controlled for virtually flawless and consistent image quality.

Central to your healthcare

Supporting every application and multiple modalities, while offering high throughput and high-resolution, the all-in-one DRYSTAR 5503 addresses all of your centralized imaging requirements.

You get the high-value features that make the difference, including Agfa's A#Sharp-enhanced, award-winning Direct Digital Imaging technology; the flexibility of three multi-format media trays; and easy, DICOM-native integration. The Mammography printing option increases the usability possibilities. Plus, with its low maintenance, easy media handling and short access time, your entire hospital or facility can benefit from increased operational efficiency. It's the central answer to all your departments' imaging needs.

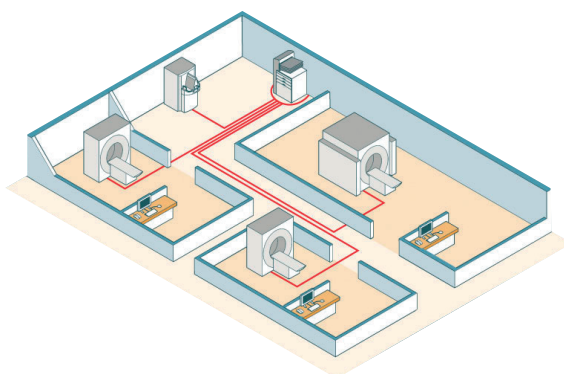
The imager that fits right in

DRYSTAR 5503 has been designed to integrate into your facility without any bumps or interruptions.


It can connect directly with multiple radiology units on-line. Total daylight media handling during loading or maintenance increases the ease of use and comfort while reducing costs. With its combination of DDI technology, media and imaging, it is the ideal imager to integrate at the heart of a complete Agfa radiology solution.

The proof is in the details

Real quality is found in attention to details. The DRYSTAR 5503 offers the details needed to make it a truly all-in-one, top-of-the-line imager. It handles both blue base and clear base (Agfa dry film) in 5 different sizes: 8 x 10 inch, 10 x 12 inch, 11 x 14 inch, 14 x 14 inch and 14 x 17 inch. With the Mammo option, it also accepts Agfa dry Mammo film in three sizes: 8 x 10 inch, 10 x 12 inch, 11 x 14 inch. You can have any three media on-line at the same time, but keep the output sorted by modality. With DRYSTAR 5503, the details make the difference.



AGFA
RADIOLOGY
SOLUTIONS



AGFA RADIOLOGY SOLUTIONS

Follow us:



[agfa.com](https://www.agfa.com) » Septestraat 27 - 2640 Mortsel - Belgium

Agfa, the Agfa rhombus and MUSICA® are trademarks of Agfa-Gevaert NV, Belgium, or its affiliates. All rights reserved. All information contained herein is intended for guidance purposes only, and characteristics of the products and services described in this publication can be changed at any time without notice. Products and services may not be available for your local area. Please contact your local sales representative for availability information. Agfa-Gevaert NV diligently strives to provide as accurate information as possible, but shall not be responsible for any typographical error.

© 2023 Agfa NV - All rights reserved - Published by Agfa NV

NGKL8 GB 00202312